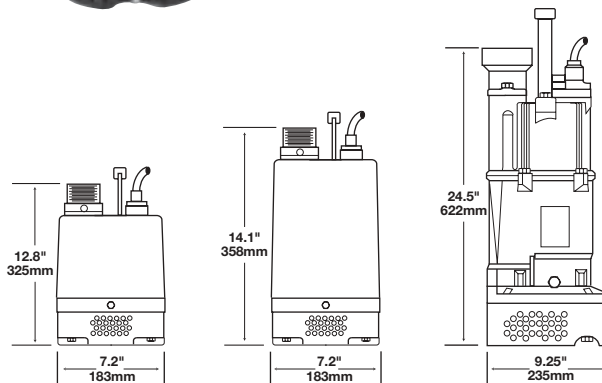


GSP05/10/20 Sub-Prime® Electric Submersible Pumps

The GSP Sub-Prime line is a selection of portable, electric submersible dewatering pumps available for a wide range of pumping applications on construction, industrial, mining, utility, and municipal job sites. Available in 0.5 hp / 0.4 kW (GSP05), 1 hp / 0.75 kW (GSP10), and 2 hp / 1.5 kW (GSP20) models, the GSP Sub-Prime offers flow rates from 70 through 110 gpm (4.4 through 6.9 l/sec) and maximum heads from 39 to 70 feet (11.9 to 21.3 meters). Compact design allows these versatile units to go where other pumps simply would not fit. An optional piggy back single float switch can be supplied as a cost-effective choice for applications requiring automatic operation.



Features

- UL listed & approved *
- Dry running capability without damage
- No control panel required for starting. (Control panel is required for motor protection.)
- Portable, lightweight, durable
- Slim line top discharge design, only 7.2" (183mm) diameter for 0.5 and 1 hp (0.4 and 0.75 kW) models, 9.25" (235mm) diameter for 2 hp (1.5 kW) model
- Non-wicking cable with strain relief
- High-torque, capacitor-start motor
- Motor thermal overload protection
- Outer jacket for continuous cooling of motor
- Silicon Carbide upper and lower mechanical seals
- Triple seals — internal upper & lower mechanical seals and external lip seal
- Torque flow impeller

Specifications

	GSP05	GSP10	GSP20†
HP/kW	0.5 HP/0.4 kW	1.0 HP/.75 kW	2.0 HP/1.5 kW
Max. Flow	70 gpm (4.4 l/sec)	90 gpm (5.7 l/sec)	110 gpm (6.9 l/sec)
Max. Head	39' (11.9M)	60' (18.3M)	70' (21.3M)
Max. Solids	1/3" (9mm)	1/3" (9mm)	1/3" (9mm)
Cable Length	30' (9M)	50' (15M)	50' (15M)
Discharge Size	2" (50mm)	2" (50mm)	3" (75mm)
RPM	3600	3600	3600
Max. Fluid Temp.	90° F (32° C)	90° F (32° C)	104° F (40° C)
PH Range	6.5-8.0	6.5-8.0	6.5-8.0
Voltage	115, 230	115, 230	115/230
Amps	5.8, 3.2	10.3, 5.11	25.9/13.0
Phase	Single	Single	Single
Height	12.8" (325mm)	14.1" (358mm)	24.5" (622mm)
Width	7.2" (183mm)	7.2" (183mm)	9.25" (235mm)
Weight	20 lbs. (9 kg.)	29 lbs. (13 kg.)	61 lbs. (28 kg.)
Max. Sub.	16.5' (5M)	16.5' (5M)	16.5' (5M)

* n.a. for GSP20

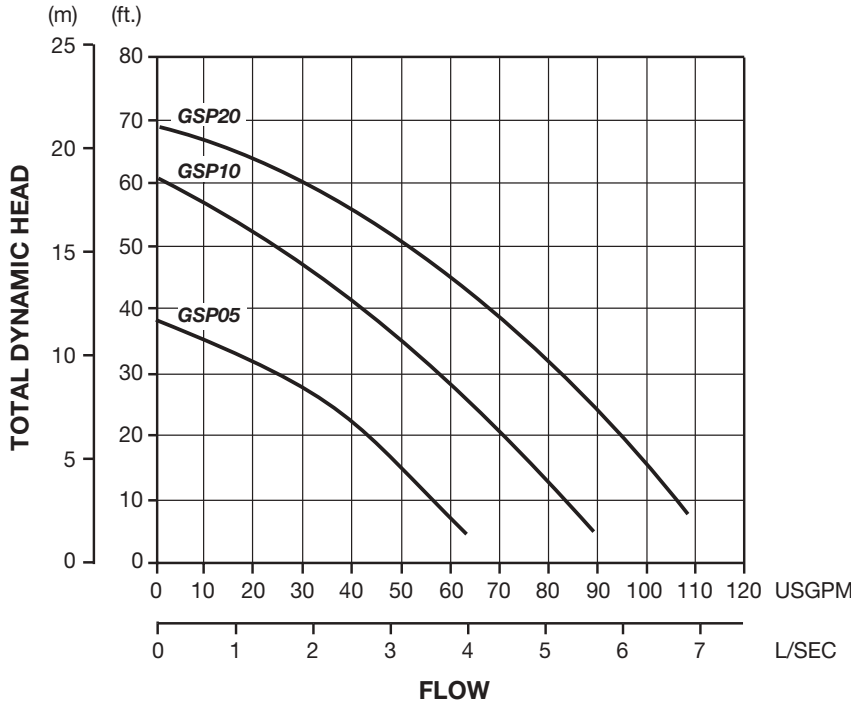
†GSP20 CSA certification pending.



godwin
pumps

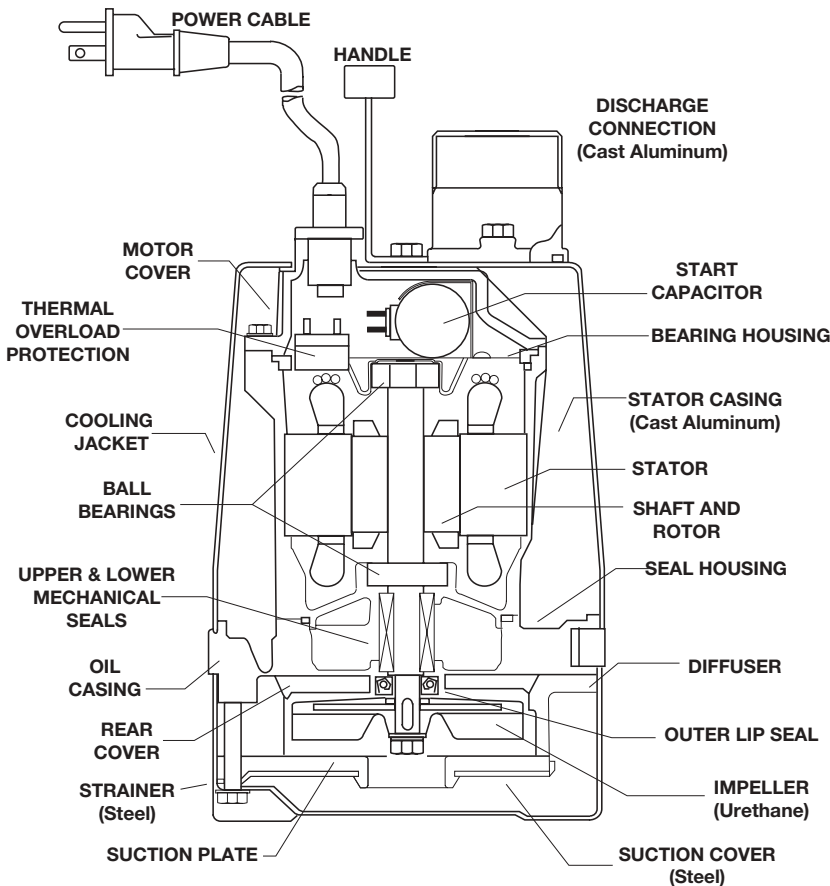


GSP Sub-Prime® Performance Curves



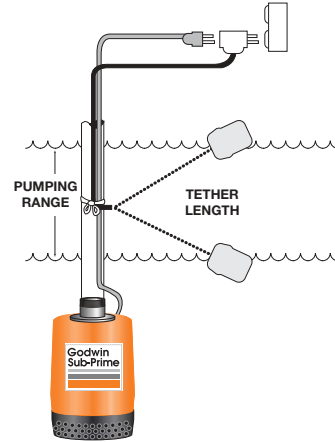
WARNING: Pumps are not designed for use in explosive atmosphere, flammable environments or for pumping volatile liquids.

Design & Construction



Float Switch

Optional Float Switches available for automatic, remote activation of Sub-Prime pumps. Package consists of 30'/50' (9M/15M) power cord with piggy-back power plug, variable length float tether, and sealed float. Typical configuration shown in the following.



Pumping range determined by tether length according to the following guide.

Tether Length	3.5	5	7	9	11	13	15	(in.)
	89	127	178	229	279	330	381	(mm)
Pumping Range	6.5	7.5	8.5	10	11	12.5	13.5	(in.)
	165	191	216	254	279	318	343	(mm)

Pumping range based on operation in non-turbulent conditions. Actual range may vary due to temperature conditions and cord shape. Tether length increases variance of pumping range.



†GSP20 CSA certification pending.

godwin pumps

One Floodgate Road, Bridgeport, NJ 08014, USA
(856) 467-3636 • Fax: (856) 467-4841
Quenington, Cirencester, Glos., GL7 5BX, UK
+44 (0)1285 750271 • Fax: +44 (0)1285 750352

E-mail: sales@godwinpumps.com
www.godwinpumps.com

BRANCH LOCATIONS:

Connecticut • Pennsylvania • New York • Ohio
Illinois • Maryland • Virginia • West Virginia
Georgia • South Carolina • North Carolina
Florida • Texas • Montana • California • Washington

Sub-Prime® and the color orange for pumps are registered trademarks of Godwin Pumps of America, Inc. Specifications and illustrations are subject to revision without notice. © Copyright 2002-2006 Godwin Pumps of America, Inc.